

As a responsible pool owner, it is important to be knowledgeable about the proper use, handling and storage of swimming pool chemicals. Pool chemicals are powerful products that if mishandled or improperly used may present a health hazard, cause injuries or damage to property. Proper safety precautions must be followed at all times. Featured below is a safety guideline on pool chemical storage and pool chemical usage. Pool safety education and common sense will help ensure a safe swimming pool environment.

for major emergencies Call 911
National Poison Control Center is 1-800-222-1222

important links:
• <http://poolsafely.gov/>
• www.cdc.gov/healthyswimming

Educate Yourself About Pool Chemical Safety... Use Common Sense.

- Read entire product label or Material Safety Data Sheet(s) (MSDS).
- You'll find important information on the proper use, handling & storage of the product you're using.
- Follow the directions carefully. Pool maintenance products safeguard the health of all pool users.
- Mishandled, these same pool products are potentially hazardous.
- Complete all appropriate training or pool safety education

ALWAYS

NEVER






Safe Storage of Pool Chemicals

- Secure chemicals away from children and animals Store chemicals as recommended by the manufacturer
- Protect stored chemicals from mixing or getting wet in a cool, dry, well-ventilated area, away from other household or garden chemicals or petroleum products.
- Keep chemicals containers tightly closed when not in use. When empty, rinse the container thoroughly & dispose. Do not reuse!
- Brace liquids so they won't tip while being transported in your car.
- Don't allow chemicals to stay in the trunk for a long period of time.
- Make the pool store your last stop.
- Unpack them as soon as you get home.



Never store liquids directly above sanitizers or oxidizers: they may accidentally leak and contaminate the packaging and lead to a chemical reaction.



	ALWAYS	NEVER
<p>Pool Chemical Spills</p> <ul style="list-style-type: none"> • Follow the label directions! • Respond to pool chemical spills immediately • Dispose the material in a safe manner. • Hosing off into the pool can dilute small spills. • Keep spills away from lawns and landscaping to avoid damage. 		
<ul style="list-style-type: none"> • Never throw chemicals into the trash or put the spilled chemicals back into their original container, they have been contaminated and can be hazardous! • Never use a vacuum cleaner to clean spills. 		
<p>Using Pool Chemicals Safely</p> <ul style="list-style-type: none"> • Read product label & manufacturer's directions before use • Use chemicals in manufacturer's original, labeled container • Use appropriate protective gear, such as safety glasses and gloves as directed on the product's label. • Use care when broadcasting powdered products into the pool on windy days to prevent direct contact with your eyes, mouth or skin. • Add chemicals to the pool water separately & to different parts of the pool to prevent uncontrolled chemical reactions. 		
<ul style="list-style-type: none"> • Never add water to chemicals. Add chemicals to large amounts of water. • Never pre-dissolve solid chemicals or add water to liquid chemicals • Never inhale fumes or allow products to get in your eyes, nose or mouth. • Turn your face to one side or point the container away from you when opening it. • In the event of accidental contact, or if the product is swallowed, follow emergency advice on the product label and call your doctor and/or your local Poison Control Center. • Never smoke around chemicals. Some fumes are highly flammable & a lit cigar, cigarette, pipe or match can ignite sanitizers or oxidizers. • Never allow children to handle, measure or dispense chemicals. • Never interchange measuring spoons or scoops or place wet utensils back into any chemical container. • Never mix chlorine products with each other, with acid, or with any other substance. Uncontrolled reactions such as fuming, fire or explosion can occur. • Never overdose your pool. Use the exact amount specified on the label. Make sure the pool volume is accurate. 		